
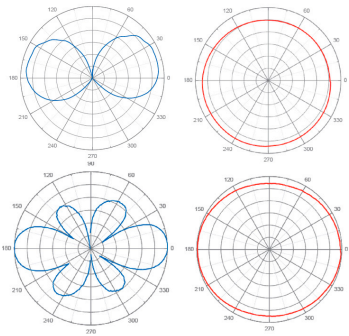


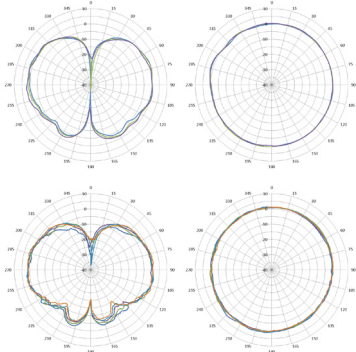

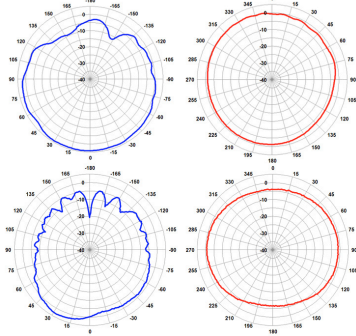

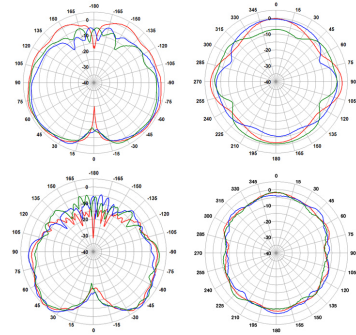

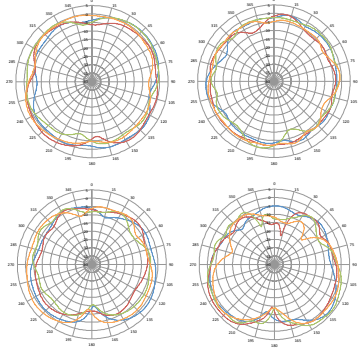

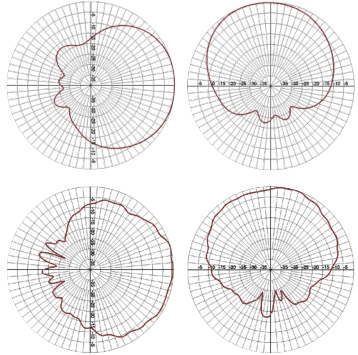


PRODUCT LINE MATRIX
ANTENNAS

INDOOR ONLY (RP-SMA)												
MODEL	TYPE	BAND(S)	PEAK GAIN	POLARIZATION & ELEMENT TYPE	BEAMWIDTH (DEGREES)		VSWR	MAX INPUT POWER	CONNECTOR(S)	DIMENSIONS (MM)	OPERATING TEMPERATURE	ANTENNA PATTERNS
					H-PLANE	E-PLANE						
AP-ANT-1W 	Omnidirectional	2.400 GHz - 2.500 GHz	3.8 dBi	Vertical, linear	360	50	< 2.0 : 1	2 watts	1x RP-SMA/m, direct-mount	127 x 39 x 19	-10° C to +55° C	
		4.900 GHz - 5.875 GHz	5.8 dBi		360	25						
AP-ANT-19 	Dual band omni	2.400 GHz - 2.500 GHz	3.0 dBi	Vertical omni	360	50	< 2.0 : 1	10 watts	1x RP-SMA/m, pigtail cable	245 (h)	-40° C to +70° C	
		5.150 GHz - 5.875 GHz	6.0 dBi		360	20						

INDOOR ONLY (RP-SMA)


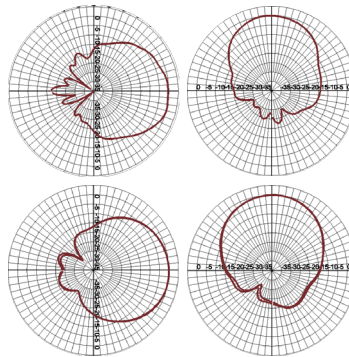

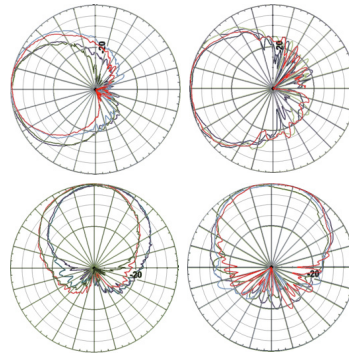

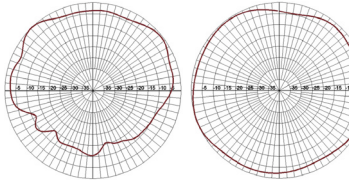
MODEL	TYPE	BAND(S)	PEAK GAIN	POLARIZATION & ELEMENT TYPE	BEAMWIDTH (DEGREES)		VSWR	MAX INPUT POWER	CONNECTOR(S)	DIMENSIONS (MM)	OPERATING TEMPERATURE	ANTENNA PATTERNS
					H-PLANE	E-PLANE						
AP-ANT-20W 	Dual-band omni, direct mount	2.400 GHz - 2.500 GHz	2.0 dBi	Linear, vertical. Omnidirectional patterns at all frequencies.	360	80	< 2.0 : 1	2 watts	1xRP-SMA with articulating mount	79 x 35.3 x 10 with articulating mount at 90 degree angle 102 x 14.8 x 10 fully extended	-10° C to +55° C (+14° F to +131° F)	
		4.900 GHz - 5.875 GHz	2.0 dBi									
AP-ANT-13B 	Downtilt omni	2.400 GHz - 2.500 GHz	2.3 dBi	Vertical, linear downtilt	360	120	< 2.0 : 1	2 watts	1x RP-SMA/m, pigtail cable	55 x 55 x 16	-40° C to +70° C	
		4.900 GHz - 5.900 GHz	4.0 dBi									
AP-ANT-16 	Downtilt 3x3 MIMO omni	2.400 GHz - 2.500 GHz	3.9 dBi	Vertical, linear downtilt	360	60	< 2.0 : 1	2 watts	3x RP-SMA/m, pigtail cable	308 x 92 x 22	-40° C to +70° C	
		4.900 GHz - 5.900 GHz	4.7 dBi									

INDOOR/OUTDOOR (RP-SMA)													
MODEL	TYPE	BAND(S)	PEAK GAIN	POLARIZATION & ELEMENT TYPE	BEAMWIDTH (DEGREES)		VSWR	MAX INPUT POWER	CONNECTOR(S)	DIMENSIONS (MM)	OPERATING TEMPERATURE	ANTENNA PATTERNS	
					H-PLANE	E-PLANE							
AP-ANT-40 	Compact and discreet dual-band 4x4 antenna for ceiling mount, delivering omnidirectional downtilt coverage	2.400 GHz - 2.500 GHz	4.0 dBi	Vertical, linear	360	100	< 2.0 : 1	10 watts	75cm RP-SMA terminated pigtailed	178 (diameter) x 32 (height)	-30° C to +70° C		
		4.900 GHz - 5.900 GHz	5.0 dBi										
AP-ANT-25A 	AP-ANT-25A is a dual polarized antenna with nominal 90° H x 90° V beamwidths. This antenna is well suited for 2.4-GHz and 5-GHz sector coverage for access.	2.4 GHz - 2.5 GHz	5 dBi	Slant +/- 45°	100	90	2:1 max	20 watts	75 cm (30") RP-SMA pigtailed x2	200 x 200 x 32	-45° C to +70° C		
		4.9 GHz - 6.0 GHz											


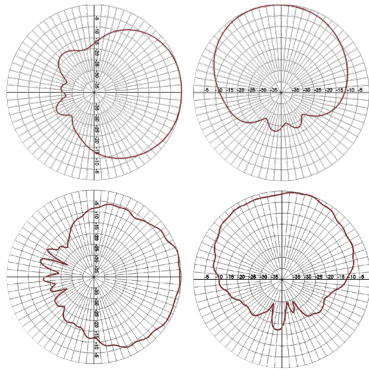

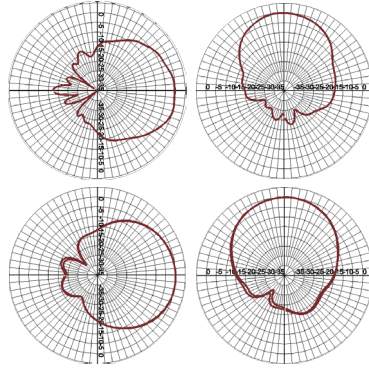
INDOOR/OUTDOOR (RP-SMA)

MODEL	TYPE	BAND(S)	PEAK GAIN	POLARIZATION & ELEMENT TYPE	BEAMWIDTH (DEGREES)		VSWR	MAX INPUT POWER	CONNECTOR(S)	DIMENSIONS (MM)	OPERATING TEMPERATURE	ANTENNA PATTERNS	
					H-PLANE	E-PLANE							
AP-ANT-35A 	AP-ANT-35A is a multipolarized antenna with nominal 90° H x 90° V beamwidths. This antenna is well suited for 2.4-GHz and 5-GHz sector coverage for access.	2.4 GHz - 2.5 GHz	5 dBi	Vertical and slant +/- 45°	100	90	2:1 max	20 watts	75 cm (30") RP-SMA pigtailed x3	200 x 200 x 32	-45° C to +70° C		
		4.9 GHz - 6.0 GHz											
AP-ANT-45 	AP-ANT-45 is a multi-polarized antenna with nominal 90° H x 90° V beamwidths. This antenna is well suited for 2.4 and 5 GHz sector coverage for access.	2.4 GHz - 2.5 GHz	4.5 dBi	V, and Slant +/- 45°	90	90	2:1 max	6 watts	30 cm RP-SMA pigtailed x4	200 x 200 x 40	-40° C to +65° C		
		4.9 GHz - 6.0 GHz	5.5 dBi										
AP-ANT-28 	Dual-polarized antenna with nominal 60° H x 60° V beamwidths for 2.4-GHz and 5-GHz sector coverage	2.4 GHz - 2.5 GHz	7.5 dBi	Slant +/- 45°	60	60	2:1 max	6 watts	75 cm (30") RP-SMA pigtail	197.5 x 197.5 x 34.5	-45° C to +65° C		
		4.9 GHz - 6.0 GHz											


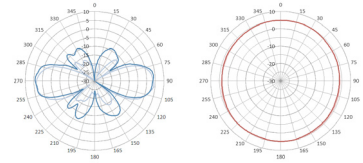

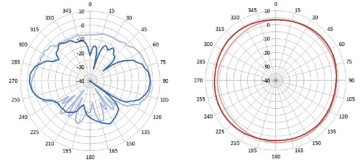
INDOOR/OUTDOOR (RP-SMA)

MODEL	TYPE	BAND(S)	PEAK GAIN	POLARIZATION & ELEMENT TYPE	BEAMWIDTH (DEGREES)		VSWR	MAX INPUT POWER	CONNECTOR(S)	DIMENSIONS (MM)	OPERATING TEMPERATURE	ANTENNA PATTERNS	
					H-PLANE	E-PLANE							
AP-ANT-38 	Multipolarized antenna with 60° H x 60° V beamwidths for 2.4-GHz and 5-GHz sector coverage	2.4 GHz - 2.5 GHz	7.5 dBi	V, and Slant +/- 45°	60	60	2.1 max	6 watts	3x RP-SMA pigtail cable	197.5 x 197.5 x 34.5	-45° C to +65° C		
		4.9 GHz - 6.0 GHz											
AP-ANT-48 	Multipolarized 4x4 8.5dBi antenna for dual band sector coverage	2.4 GHz - 2.5 GHz	8.5 dBi	+/- 45 degrees, +/- 135 degrees	70	70	2.1 max	6 watts	30cm RP-SMA terminated pigtails	190 x 190 x 44 (excludes wall fix flanges)	-45° C to +65° C		
		4.9 GHz - 6.0 GHz			56	56							
AP-ANT-32 	Small downtilt omni antennas with nominal 360° H x 45° V beamwidths	2.4 GHz - 2.5 GHz	2.0 dBi	Vertical	360	40	2.1 max	20 watts	RPSMA	44.2 x 19.6	-45° C to +65° C		
		4.9 GHz - 6.0 GHz	4.0 dBi										

OUTDOOR/INDOOR (N-TYPE)

MODEL	TYPE	BAND(S)	PEAK GAIN	POLARIZATION & ELEMENT TYPE	BEAMWIDTH (DEGREES)		VSWR	MAX INPUT POWER	CONNECTOR(S)	DIMENSIONS (MM)	OPERATING TEMPERATURE	ANTENNA PATTERNS	
					H-PLANE	E-PLANE							
ANT-3X3-D100 	ANT-3x3-D100 is a multipolarized antenna with 90° H x 90° V beamwidths. This antenna is well suited for 2.4-GHz and 5-GHz sector coverage for access.	2.4 GHz - 2.5 GHz	5 dBi	Vertical and slant +/- 45°	100	90	2:1 max	20 watts	N-type female x3 (RF cables not included)	200 x 200 x 33	-45° C to +70° C		
		4.9 GHz - 6.0 GHz											
ANT-3X3-D608 	Multipolarized 3x3 antenna with 60° horizontal x 60° vertical beamwidths. This antenna is well suited for 2.4-GHz and 5-GHz Wi-Fi coverage.	2.4 GHz - 2.5 GHz	7.5 dBi	V and slant +/- 45°	60	60	2:1 max	6 watts	N-type female x3 (RF cables not included)	197.5 x 197.5 x 34.5	-45°C to +65°C		
		4.9 GHz - 6.0 GHz											


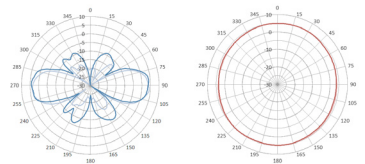

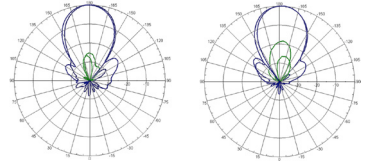

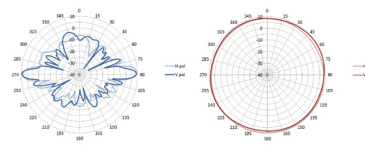
OUTDOOR/INDOOR (N-TYPE)


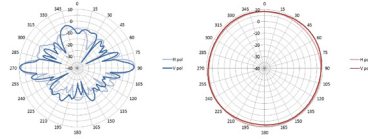

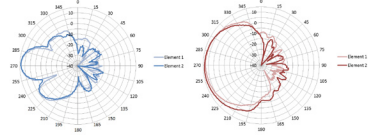
MODEL	TYPE	BAND(S)	PEAK GAIN	POLARIZATION & ELEMENT TYPE	BEAMWIDTH (DEGREES)		VSWR	MAX INPUT POWER	CONNECTOR(S)	DIMENSIONS (MM)	OPERATING TEMPERATURE	ANTENNA PATTERNS
					H-PLANE	E-PLANE						
ANT-3X3-2005 	Three omnidirectional antennas – two vertical and one horizontal – for use in 802.11ac and 802.11n MIMO mesh link and client access applications	2.4 GHz - 2.5 GHz	5 dBi	Vpol antenna: linear, vertical Hpol antenna: linear, horizontal	360	Vpol: 30 Hpol: 25	Vpol antenna: 1.7:1 min Hpol antenna: 2.0:1 min	Vpol antenna: 50 watts Hpol antenna: 10 watts	N-type male (RF cables not included)	Vpol antenna: 309 x 32 x 32 Hpol antenna: 329 x 45 x 45	-40° C to +70° C	
ANT-3X3-5005 	Three omnidirectional antennas – two vertical and one horizontal – for use in 802.11ac and 802.11n MIMO mesh link and client access applications	4.9 GHz - 5.875 GHz	5 dBi	Vpol antenna: linear, vertical Hpol antenna: linear, horizontal	360	Vpol: 29 Hpol: 33	2.0:1 min	10 watts	N-type male (RF cables not included)	200 x 25 x 25	-40° C to +70° C	

OUTDOOR/INDOOR (N-TYPE)

MODEL	TYPE	BAND(S)	PEAK GAIN	POLARIZATION & ELEMENT TYPE	BEAMWIDTH (DEGREES)		VSWR	MAX INPUT POWER	CONNECTOR(S)	DIMENSIONS (MM)	OPERATING TEMPERATURE	ANTENNA PATTERNS
					H-PLANE	E-PLANE						
ANT-3X3-5010 	Three omnidirectional antennas – two vertical and one horizontal – for use in 802.11ac and 802.11n MIMO mesh link and client access applications	4.9 GHz - 5.875 GHz	10 dBi	Vpol antenna: linear, vertical Hpol antenna: linear, horizontal	360	Vpol: 8 Hpol: 9.5	2.0:1 min	10 watts	N-type male (Note: RF cables not included)	Vpol antenna: 490 x 25 x 25 Hpol antenna: 451 x 25 x 25	-40° C to +70° C	
ANT-3X3-5712 	Multipolarized antenna with 70° horizontal and 25° vertical beamwidths	4.900 GHz - 6.000 GHz	11.5 dBi	Pair: linear vertical and linear horizontal	70	Vpol: 25 Hpol: 25 Slant: 25	<2:1	6 watts	N-type female x 3 (RF cables not included)	190 x 190 x 30	-45° C to +65° C	

OUTDOOR/INDOOR (N-TYPE)

MODEL	TYPE	BAND(S)	PEAK GAIN	POLARIZATION & ELEMENT TYPE	BEAMWIDTH (DEGREES)		VSWR	MAX INPUT POWER	CONNECTOR(S)	DIMENSIONS (MM)	OPERATING TEMPERATURE	ANTENNA PATTERNS
					H-PLANE	E-PLANE						
ANT-2X2-2005 	Direct mount omni, 2x2 MIMO pair	2.400 GHz - 2.500 GHz	5.0 dBi	Pair: linear vertical and linear horizontal	360	Vpol: 30 Hpol: 25	Vpol: <1.7 Hpol: <2.0	Vpol: 50 watts Hpol: 10 watts	2x N-type/m, direct mount	Vpol: 309 x 32 x 32 Hpol: 329 x 45 x 45	-30° C to +70° C	
ANT-2X2-2314 	Directional	2.400 GHz - 2.500 GHz	14.0 dBi	Dual: linear vertical and linear horizontal	30	30	<2.0:1	6 watts	2x N-type/f	260 x 261 x 30	-45° C to +65° C	
ANT-2X2-5005 	Direct mount omni, 2x2 MIMO pair	5.150 GHz - 5.875 GHz	5.0 dBi	Pair: linear vertical and linear horizontal	360	Vpol: 29 Hpol: 33	< 2.0 : 1	10 watts	2x N-type/m, direct moun	200 x 25 x 25	-30° C to +70° C	

OUTDOOR/INDOOR (N-TYPE)												
MODEL	TYPE	BAND(S)	PEAK GAIN	POLARIZATION & ELEMENT TYPE	BEAMWIDTH (DEGREES)		VSWR	MAX INPUT POWER	CONNECTOR(S)	DIMENSIONS (MM)	OPERATING TEMPERATURE	ANTENNA PATTERNS
					H-PLANE	E-PLANE						
ANT-2X2-5314 	Directional	4.900 GHz - 5.875 GHz	14.0 dBi	Dual: linear vertical and linear horizontal	30	30	<2.0:1	6 watts	2x N-type/f	190 x 190 x 30	-45° C to +65° C	
ANT-2X2-5010 	Direct mount omni, 2x2 MIMO pair	5.150 GHz - 5.875 GHz	10.0 dBi	Pair: linear vertical and linear horizontal	360	Vpol: 8 Hpol: 9.5	< 2.0 : 1	10 watts	2x N-type/m, direct mount	Vpol: 490 x 25 x 25 Hpol: 451 x 25 x 25	-30° C to +70° C	
ANT-2X2-2714 	High gain 2x2 MIMO directional	2.400 GHz - 2.483 GHz	14.0 dBi	Linear dual-slant +/-45 degrees	70	23	< 1.5 : 1	20 watts	2x N-type/f, connectors	306 x 306 x 25	-45° C to +70° C	

Use N-type/m to N-type/m RF cable to connect antenna to AP (order separately)