

Aruba Products and Solutions Brochure

FROM ENTERPRISE TO SMALL
BUSINESS





TABLE OF CONTENTS

ACCESS POINTS	3
GATEWAYS	11
ADVANCED SD-WAN	13
SWITCHES	16
OPERATIONS AND MANAGEMENT	22
ENTERPRISE SECURITY SOLUTIONS	23
LOCATION SERVICES	25
SMALL BUSINESS NETWORKING	26
NETWORK-AS-A-SERVICE (NAAS)	29



INTRODUCTION

Aruba, a Hewlett Packard Enterprise company, believes that the most dynamic customer experiences happen at the Edge. Our mission is to deliver innovative solutions that harness the power of the Edge to create support for the mission and drive positive outcomes for our customers – from the Edge to the Data Center. For more info, simply contact your dedicated Federal sales team or [let us know](#) and we'll reach out to you.

ACCESS POINTS

Aruba wireless access points deliver simple, fast, secure connectivity whether indoors or out. Our broad portfolio of Wi-Fi Alliance certified APs are designed to optimize IT, user, and IoT experiences and are backed by a limited lifetime warranty.

CAMPUS ACCESS POINTS



ARUBA 650 SERIES

Flagship Wi-Fi 6E AP designed to take advantage of the 6 GHz band, which translates into far greater speeds, wider channels, and less interference to future proof your investment

- Unlocks the 6 GHz band to more than double the available capacity
- Comprehensive tri-band coverage across 2.4 GHz, 5 GHz, and 6 GHz to deliver up to 7.8 Gbps combined peak data rate
- 4x4 MIMO radios to deliver peak performance and increased capacity using MU-MIMO and OFDMA (uplink and downlink for both)
- Up to seven 160 MHz channels in 6 GHz support low-latency, bandwidth-hungry applications like high-definition video and augmented reality/virtual reality applications
- Unique ultra tri-band filtering enables 5 GHz and 6 GHz to operate without restrictions or interference
- High availability with configurable 5 Gbps dual Ethernet ports for hitless failover of Ethernet and power
- Built in GPS receivers, fine time measurement ranging, and intelligent software enable APs to automatically locate themselves and serve as reference points for accurate indoor location measurements
- Includes Aruba Air Slice for application assurance for latency-sensitive devices and applications
- Supports all Aruba wireless software capabilities including AirMatch, ClientMatch, Air Pass, and Dynamic Segmentation

AP-655 includes integrated downtilt omni-directional antennas



ARUBA 630 SERIES

High-capacity Wi-Fi 6E AP designed to take advantage of the 6 GHz band, which translates into far greater speeds, wider channels, and less interference

- Unlocks the 6 GHz band to more than double the available capacity
- Comprehensive tri-band coverage across 2.4 GHz, 5 GHz, and 6 GHz
- 3.9 Gbps maximum aggregate data rate
- Up to seven 160 MHz channels to better support low-latency, bandwidth-hungry applications like high-definition video and augmented reality/virtual reality applications
- Unique ultra tri-band filtering enables 5 GHz and 6 GHz channels to operate without restrictions or interference
- High availability with 2.5 Gbps dual Ethernet port for hitless failover of Ethernet and power
- Built in GPS receivers, fine time measurement ranging, and intelligent software enable APs to automatically locate themselves and serve as reference points for accurate indoor location measurements
- Includes Aruba Air Slice for application assurance for latency-sensitive devices and applications
- Supports all Aruba wireless software capabilities including AirMatch, ClientMatch, Air Pass, and Dynamic Segmentation

AP-635 includes integrated downtilt omni-directional antennas



ARUBA 610 SERIES

Compact Wi-Fi 6E AP designed to take advantage of the 6 GHz band, which translates into far greater speeds, wider channels, and less interference

- Unlocks the 6 GHz band to more than double the available capacity
- Features two radios that can be tuned to any two of the three available spectrum bands (2.4, 5, 6 GHz) and can provide full Wi-Fi 6E coverage in a multi-AP environment
- 3.6 Gbps maximum aggregate data rate (with 5GHz + 6 GHz)
- Up to seven 160 MHz channels to better support low-latency, bandwidth-hungry applications like high-definition video and augmented reality/virtual reality applications
- 2.5 Gbps Ethernet port
- Built in GPS receivers, fine time measurement ranging, and intelligent software enable APs to automatically locate themselves and serve as reference points for accurate indoor location measurements
- Includes Aruba Air Slice for application assurance for latency-sensitive devices and applications
- Supports all Aruba wireless software capabilities including AirMatch, ClientMatch, Air Pass, and Dynamic Segmentation

AP-615 includes integrated downtilt omni-directional antennas



ARUBA 550 SERIES

Flagship Wi-Fi 6 AP designed for environments such as large indoor locations, indoor warehouse facilities and high-density locations

- Supports all Wi-Fi 6 certification features including multi-user OFDMA and MU-MIMO
- Delivers state of the art access security via WPA3 and Enhanced Open Wi-Fi standards
- Maximum combined data rate of 6 Gbps (HE80/HE40) and up to 1024 clients per radio
- Cost-effective connectivity for devices using Wi-Fi, Bluetooth 5 and Zigbee
- Includes Aruba Air Slice for latency-sensitive devices and applications, such as voice and video
- Aruba Intelligent Power Monitoring (IPM) allows AP to operate with switches that have limited PoE budgets
- Supports all Aruba WLAN software capabilities including AirMatch, ClientMatch, PEF, and fast roaming
- Embedded fine time measurement ranging technology for accurate indoor location measurements

AP-555 includes 8 integrated downtilt omnidirectional internal antennas.



ARUBA 530 SERIES

High-end Wi-Fi 6 APs designed for environments such as training and meeting facilities, hospitals, and larger office spaces

- Supports all Wi-Fi 6 certification features including multi-user OFDMA and MU-MIMO
- Delivers state of the art access security with WPA3 and Enhanced Open Wi-Fi standards
- Maximum data rate of 3.55 Gbps aggregate (HE80/HE40) and up to 1024 clients per radio
- Cost-effective connectivity for devices using Wi-Fi, Bluetooth 5 and Zigbee
- Includes Aruba Air Slice for latency-sensitive devices and applications, such as voice and video
- Aruba IPM allows AP to operate with switches that even have limited PoE budgets
- Supports all Aruba WLAN software capabilities including AirMatch, ClientMatch, PEF, and fast roaming
- Embedded fine time measurement ranging technology for accurate indoor location measurements

AP-535 includes integrated downtilt omnidirectional internal antennas.

AP-534 includes 4 RP-SMA type connectors for external antennas.



ARUBA 510 SERIES

Mid-range Wi-Fi 6 APs designed for environments such as education centers, lodging, and typical office spaces

- Supports all Wi-Fi 6 certification features including multi-user OFDMA and MU-MIMO
- Delivers state of the art access security with WPA3 and Enhanced Open Wi-Fi standards
- Maximum data rates of 4.8 Gbps in the 5 GHz band and 575 Mbps in the 2.4 GHz band (for an aggregate peak data rate of 5.4 Gbps)
- Cost-effective connectivity for devices using Wi-Fi, Bluetooth 5, and Zigbee
- Includes Aruba Air Slice for latency-sensitive devices and applications, such as voice and video
- Aruba IPM allows AP to operate with switches that have limited PoE budgets
- Supports all Aruba WLAN software capabilities including AirMatch, ClientMatch, PEF, and fast roaming
- Embedded fine time measurement ranging technology for accurate indoor location measurements

AP-515 includes 4 downtilt internal antennas.

AP-514 includes 4 RP-SMA type external antennas.



ARUBA 500 SERIES

Entry-level Wi-Fi 6 APs designed for environments such as smaller offices and clinics

- Supports all Wi-Fi 6 certification features including multi-user OFDMA and MU-MIMO
- Delivers state of the art security with WPA3 and Enhanced Open Wi-Fi standards
- Maximum data rate of 1.77 Gbps aggregate; 1.2 Gbps (5 GHz) and 574 Mbps (2.4 GHz), and up to 256 clients per radio
- Cost-effective connectivity for devices using Wi-Fi, Bluetooth 5, and Zigbee
- Includes Aruba Air Slice for latency-sensitive devices and applications, such as voice and video
- Aruba IPM allows AP to operate with switches that have limited PoE budgets
- Supports all Aruba WLAN software capabilities including AirMatch, ClientMatch, PEF, and fast roaming
- Embedded fine time measurement ranging technology for accurate indoor location measurements

AP-505 includes integrated downtilt omnidirectional internal antennas.

AP-504 includes 2 RP-SMA type connectors for external antennas.



ARUBA 340 SERIES

Wi-Fi 5 Wave 2 APs designed for larger environments such as large indoor locations, indoor warehouse facilities, and high-density locations

- 802.3bz-compliant HPE Smart Rate (1/2.5 GigE) multi-gigabit uplink and redundant 1 gigabit uplink
- Dual-5 GHz or dual-band (2.4 GHz and 5 GHz) radio modes
- Supports 4x4:4SS with up to 3 MU-MIMO clients across 4 streams
- Delivers radio data rates up to 2,166 Mbps in the 5 GHz band and up to 800 Mbps in the 2.4 GHz band
- Aggregate max data rate of 4.3 Gbps in dual-5 GHz mode and 3.0 Gbps in dual-band mode
- Supports 160 MHz channel bandwidth (VHT160)
- Built-in connectivity for devices using Wi-Fi and Bluetooth.
- Supports all Aruba WLAN software capabilities including ClientMatch, AirWatch, PEF, and fast roaming

AP-344 includes 4 external dual-band RP-SMA antenna connectors and 4 external 5 GHz RP-SMA antenna connectors for use when Dual-5 GHz operation is desired.

AP-345 includes 8 integrated downtilt omnidirectional antennas.



ARUBA 303 SERIES

Wi-Fi 5 Wave 2 APs designed for environments such as medium density offices, retail, clinics, and classrooms

- Supports 2x2:2SS MU-MIMO
- Delivers a maximum concurrent data rate of 867 Mbps in the 5 GHz band and 300 Mbps in the 2.4 GHz band (for combined peak data rate of 1.2 Gbps).
- Built-in connectivity for location and IoT devices using Wi-Fi and Bluetooth. Zigbee requires USB adapter
- Supports all Aruba WLAN software capabilities including AIOps, ClientMatch, AirWatch, PEF, and fast roaming



OUTDOOR ACCESS POINTS



ARUBA 580 SERIES

Flagship Wi-Fi 6 APs for outdoor environments with high power Bluetooth and Zigbee and support for AC power

- IP66/67 rated for harsh outdoor environments
- Purpose built to survive in the harshest outdoor environments and extreme temperatures (-40 to +65° C).
- Wi-Fi 6 support for UL and DL MU-MIMO and OFDMA
- More power with 5 Gbps SmartRate Ethernet ports
- High power Bluetooth and 802.15.4/Zigbee radios to meet Industrial IoT requirements
- Dual redundant power/port failover and support for AC ensure high availability with uninterrupted performance
- Backed by Aruba's Limited Lifetime Warranty for peace of mind

AP-584 includes four dual-band Nf connectors for external antenna operation, 2.4 GHz IoT Nf connector, 5dBi omni-directional antenna.

AP-585 includes built in omni-directional antennas (H and V polarized), 5.8dBi peak @5 GHz, 4.4dBi peak @2.4 GHz, Bluetooth Antenna 4.8dBi peak.

AP-587 includes built in directional antennas (H, V, and +/-45 polarized), 6.6dBi peak @ 5 GHz, 5.8dBi peak @ 2.4 GHz, Bluetooth Antenna 6.3dBi peak.



ARUBA 570 SERIES

High performance Wi-Fi 6 APs with dual radios for outdoor environments

- Delivers aggregate data rates up to 3 Gbps (HE80/HE40)
- 4x4:4SS and 160Mhz channel capability on 5 GHz, 2x2:2ss on 2.4 GHz, MU-MIMO Support
- One 100/1000/2500BASE-T and one 100/1000 port
- Cost-effective connectivity for location and IoT devices using Wi-Fi, Bluetooth 5 and Zigbee
- Includes Aruba Air Slice for latency-sensitive IoT devices and applications, such as voice and video
- Aruba IPM allows AP to operate with switches that even have limited PoE budgets
- Supports all Aruba WLAN software capabilities including AIOps, ClientMatch, AirWatch, PEF, and fast roaming

AP-574 at 5 GHz - four Nf connectors and at 2.4 GHz - two Nf connectors for external antenna use.

AP-575 - includes built-in Omni Directional Antennas - 5dBi at 5 GHz and 3.4dBi at 2.4 GHz.

AP-577 - includes built-in 90°Hx90°V Directional Antennas - 5.6dBi at 5 GHz and 6.8dBi at 2.4 GHz.



ARUBA 560 SERIES

Cost-effective Wi-Fi 6 APs with single Gigabit uplink

- Supports 2x2:2SS and 80 MHz channel bandwidth (HE80)
- Delivers data rates up to 1.2 Gbps in the 5 GHz band and 574 Mbps in the 2.4 GHz band
- Supports 80 MHz channel bandwidth (HE80)

AP-565 includes 2.4-GHz and 5-GHz radios, each with 2x2 MIMO and integrated omnidirectional antennas.

AP-567 includes 2.4 GHz and 5 GHz radios, each with 2x2 MIMO and integrated directional antennas.



HAZARDOUS LOCATION ACCESS POINTS



ARUBA 580EX SERIES

Flagship Wi-Fi 6 APs with high power Bluetooth and Zigbee, support for AC power, and hazardous location certification

- Weatherproofed and temperature hardened with HazLoc Class 1 Division 2, ATEX Zone 2 certification, and IP66 rating to support the harshest outdoor environments
- Wi-Fi 6 support for UL and DL MU-MIMO and OFDMA
- More power with 5 Gbps SmartRate Ethernet port
- High power Bluetooth and 802.15.4/Zigbee radios to meet Industrial IoT requirements
- Dual redundant power/port failover and support for AC ensure high availability with uninterrupted performance
- Backed by Aruba's Limited Lifetime Warranty for peace of mind

AP-585EX -Built in omni-directional antennas (H and V polarized), 4.5dBi @ 5 GHz, 3.0dBi @ 2.4 GHz, 4.8dBi @ Bluetooth/Zigbee

AP-587EX -Built in directional antennas (H, V, and +/-45 polarized), 6.6dBi @ 5 GHz, 5.8dBi @ 2.4 GHz, 6.3dBi @ Bluetooth/Zigbee



ARUBA 570EX SERIES

High performance Wi-Fi 6 APs with dual radios and hazardous location certification

- Delivers aggregate data rates up to 3 Gbps (HE80/HE40)
- 4x4:4SS and 160 MHz channel capability on 5 GHz, 2x2:2ss on 2.4 GHz, MU-MIMO Support
- One 100/1000/2500BASE-T and one 100/1000 port
- Cost-effective connectivity for location and IoT devices using Wi-Fi, Bluetooth 5, and Zigbee
- Includes Aruba Air Slice for latency-sensitive IoT devices and applications, such as voice and video
- Aruba IPM allows AP to operate with switches that even have limited PoE budgets
- Supports all Aruba WLAN software capabilities including AIOps, ClientMatch, AirWatch, PEF, and fast roaming

AP-575EX includes built-in omni-directional antennas – 5dBi @ 5 GHz, 3.4dBi @ 2.4 GHz.

AP-577EX includes built-in 90°Hx90°V Directional Antennas – 5.6dBi at 5 GHz and 6.8dBi at 2.4 GHz.



ARUBA 518 SERIES

Industrial, high performance Wi-Fi 6 APs for harsh-weather and indoor use cases

- Delivers aggregate data rates up to 3 Gbps (HE80/HE40)
- One 100/1000BASE-T and one 100/1000/2500BASE-T port
- 4x4:4SS and 160 MHz channel capability, MU-MIMO support
- Cost-effective connectivity for location and IoT devices using Wi-Fi, Bluetooth 5 and Zigbee
- Includes Aruba Air Slice for latency-sensitive IoT devices and applications, such as voice and video
- Aruba Intelligent Power Monitoring (IPM) allows AP to operate with switches that even have limited PoE budgets
- Extended temperature range and dust sealing for deployment in industrial environments
- Supports all Aruba WLAN software capabilities including AIOps, ClientMatch, AirWatch, PEF, and fast roaming

AP-518 includes four external RP-SMA antenna connectors for 5 GHz use and two external RP-SMA antenna connectors for 2.4 GHz use.



HOSPITALITY AND REMOTE ACCESS POINTS

With their small form factor and desktop mounts, these APs are ideal for hotel rooms, branch offices, and remote work – although any AP can be used with the EdgeConnect Microbranch solution running Aruba Central or with a VPN concentrator for remote work.



HPE ARUBA NETWORKING 600R SERIES

Flagship desktop Wi-Fi 6E remote APs designed for mission critical remote work, kiosks, pop-up locations, and small branches

- Unlocks the 6 GHz band for up to triple the capacity of previous generations
- Desktop design optimized for remote use delivers up to 3.6 Gbps combined peak data rate (when using 5 GHz + 6 GHz operation)
- Configurable dual radios to support any two of three Wi-Fi 6E bands (2.4, 5, and 6 GHz)
- High-speed LTE CAT 12 bundle for backup connectivity and higher resiliency
- Up to seven 160 MHz channels in 6 GHz support low-latency, bandwidth-hungry applications like high-definition video and augmented reality/virtual reality applications
- Multiple uplink/downlinks: 2.5 Gbps uplink/ downlink Ethernet port, dedicated 1 Gbps uplink port, and three dedicated downlink ports to eliminate bottlenecks (1x 802.3af class 3 PoE 15.4W)
- Simplified, flexible consumption with HPE Aruba Networking Central per-device subscription required

AP-605R includes integrated omni-directional antennas for 2x2 MIMO



ARUBA 500H SERIES

Wi-Fi 6 APs for hospitality, branch offices, and remote work

- Supports all Wi-Fi 6 certification features including multi-user OFDMA and MU-MIMO
- Delivers state of the art security with WPA3 and Enhanced Open Wi-Fi standards
- Up to 1.5 Gbps of wireless throughput
- Dual-radio 2x2:2SS and 80 MHz channel bandwidth (HE80)
- Provides connectivity for maximum of 256 clients per radio (512 in total)
- Includes remote AP bundles

AP-505H has a USB port (AP-503H does not), and 4 downlink wired ports (AP-503H has two)

AP-505H can supply POE-PSE on two of those downlink ports (AP-503H does not support PSE)



HPE ARUBA NETWORKING 500R SERIES

Entry-level desktop Wi-Fi 6 remote APs ideal for remote employees, kiosks, and pop-up locations

- Desktop design optimized for remote use with support for Wi-Fi 6 (802.11ax) and up to 1.49 Gbps maximum real-world speed (HE80/HE20)
- Zero touch provisioning, add-on USB LTE modem, and two wired ports make it easier to extend the workplace experience anywhere that has an internet or cellular connection
- Microbranch capabilities to extend the WAN to home offices, small offices, and even temporary locations with SD-WAN, cloud-based management, and SASE integration capabilities – without requiring an on-premises gateway
- Wired and wireless connections that include encryption and user authentication to protect the remote network
- Wi-Fi CERTIFIED™ with OFDMA support for enhanced multi-user efficiency
- Simplified, flexible consumption with HPE Aruba Networking Central per-device subscription required

AP-503R includes integrated omni-directional antennas for 2x2 MIMO



ARUBA 303H SERIES

Wi-Fi 5 Wave 2 APs for hospitality, branch offices, and remote work

- Dual-radio 2x2:2SS and 80 MHz channel bandwidth (VHT80)
- Delivers data rate of 867 Mbps in the 5 GHz band and up to 300 Mbps in the 2.4 GHz band
- Supports 80 MHz channel bandwidth (VHT80)
- Includes remote AP bundles

AP-303H includes 2 integrated dual-band moderately directional antennas.

GATEWAYS

Aruba's gateway portfolio consists of enterprise-class hardware for deployment in a distributed Wi-Fi and SD-Branch deployments. The gateways offer features that allow organizations to optimize Wi-Fi and Wired Segmentation experiences for end-users. Capabilities include high-performance traffic and data routing, IPSec tunnel termination for both VPN clients and site to site, role-based access, Per-User firewalling, Dynamic Segmentation and more.



ARUBA 9200 SERIES CAMPUS GATEWAYS

Designed for medium and large enterprises, the 9200 Series Campus Gateways provide next-generation connectivity with the flexibility to add capacity when needed. One hardware model with optional silver or gold perpetual licenses for additional capacity allows you to future proof your investment.

- Aruba 9200 Series Hardware only 512 APs, 20 Gbps FW, 16k users
- Aruba 9200 Series with Silver License 1024 APs, 30 Gbps FW, 24k users
- Aruba 9200 Series with Gold License 2048 APs, 40 Gbps FW, 32k users
- Refer to datasheet for AOS 10 specifications.



ARUBA 9000 SERIES BRANCH GATEWAYS

Gateways suited for small to medium-size remote site deployments for SD-Branch and distributed WLAN. The 9000 series offers connectivity for up to 40 times maximum client density and up to 10 times the maximum throughput of typical small form factor remote site appliances.

- Aruba 9004 Series: 4x100/1000 BASE-T ports, 32 AP support - 4 Gbps FW - 2K users
- Aruba 9012 Series: 12x100/1000 BASE-T ports (6x802.3at PoE), 32 AP support - 6 Gbps FW - 2K users
- Aruba 9004-LTE Series: 4x100/1000 BASE-T ports with integrated LTE, 4 Gbps FW - 2K users¹
- Gateways can be clustered at each branch for high availability and resiliency
- Refer to datasheet for AOS 10 specifications.



ARUBA 7200 SERIES CAMPUS GATEWAYS

Optimized to ensure high performance Wi-Fi 6 connectivity, or large remote site and headend gateway capabilities. Select models support up to 32,000 mobile clients. Each delivers stateful firewall policy enforcement at up to 100 Gbps – capacity and speed for any use case.

- Aruba 7280 Series: 2048 AP support, 40 Gbps FW-32K users
- Aruba 7240XM Series: 2048 AP support, 40 Gbps FW-32K users
- Aruba 7220 Series: 1024 AP support, 40 Gbps FW-24K users
- Aruba 7210 Series: 512 AP support, 20 Gbps FW-16K users
- Aruba 7205 Series: 256 AP support, 15 Gbps FW-8K users
- Refer to datasheet for AOS 10 specifications.

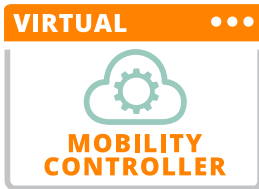


ARUBA 7000 SERIES BRANCH GATEWAYS

Optimized for SD-Branch, smaller WLAN Deployments, or remote site connectivity, while reducing the cost and complexity of deployment and management.

- Aruba 7030 Series: 64 AP support – 8 Gbps FW - 4K users
- Aruba 7010 Series: 32AP support – 4 Gbps FW - 2K users
- Refer to datasheet for AOS 10 specifications.

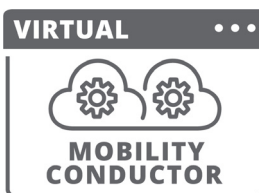
¹ The 9004-LTE series does not support distributed WLAN deployments



ARUBA MOBILITY CONTROLLER - VIRTUAL APPLIANCE

Deployed as a Virtual Appliance (VA), the Mobility Controller (MC-VA) runs on ArubaOS 8 and provides a flexible deployment alternative to hardware mobility controllers and gateways. The VA form factor allows deployment of Aruba WLAN and remote site capabilities on specialized hardware where size weight and power are of concern, often in the tactical environment.

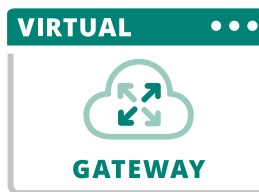
- MC-VA-50 – 50 AP, 800 clients
- MC-VA-250 – 250 AP, 4K clients
- MC-VA-1K – 1000 AP, 16K clients



ARUBA MOBILITY CONDUCTOR - VIRTUAL OR HARDWARE

A WLAN orchestration platform for AOS 8 that can be deployed as hardware or virtual appliances (VA). The Aruba Mobility Conductor provides orchestration of up to 10,000 Controllers and Access Points and management of up to 100,000 client devices. The Mobility Conductor features high availability with hitless failover in an unlikely event of a controller outage. It also supports live upgrades of managed devices with no downtime and automatic RF optimization for high density environments.

- Aruba Mobility Conductor Virtual Appliance supports 50/500/1,000/5,000/10,000 devices
- Aruba Mobility Conductor Hardware Appliance supports 1000/5,000/10,000 devices



ARUBA VIRTUAL GATEWAY

Deployed in public cloud infrastructure, such as Amazon Web Services virtual private cloud (AWS VPC) or Microsoft Azure Virtual Network (VNet). These software-only gateways serve as a headend gateway for seamless and secure connectivity for each branch, as well as data center locations connected to public clouds.

- Aruba Virtual Gateway License: 500 Mbps throughput, up to 16 virtual CPUs and 1600 tunnels
- Aruba Virtual Gateway License: 2 Gbps throughput, up to 16 virtual CPUs and 4096 tunnels
- Aruba Virtual Gateway License: 4 Gbps throughput, up to 16 virtual CPUs and 8192 tunnels

ARUBA EDGECONNECT SD-WAN

Aruba EdgeConnect SD-WAN platform enables enterprises to improve application performance and dramatically reduce the cost and complexity of building a WAN by leveraging broadband to connect users to applications. Moreover, Aruba WAN Orchestrator, included with the Aruba EdgeConnect SD-WAN platform, provides unprecedented levels of visibility into both legacy and cloud applications with the unique ability to centrally assign policies based on business intent to secure and control all WAN traffic.

The Aruba EdgeConnect SD-WAN solution not only offers a secure network foundation for Zero-Trust and SASE frameworks but also allows enterprises to consolidate their branch firewalls into a single SD-WAN platform. This solution is equipped with a next-generation firewall that has advanced segmentation and identity-based access control features, as well as IDS/IPS and DDoS defense to safeguard branch locations against malicious threats. Furthermore, it seamlessly integrates with leading cloud security providers to establish a best-of-breed SASE architecture.



ARUBA EDGECONNECT SD-WAN EC-US

Aruba EdgeConnect SD-WAN Ultra Small (US) is an ultra-compact form factor, thin edge branch gateway appliance that serves to build an SD-WAN fabric using zero touch provisioning.

- Ideal for small branch and home office environments
- WAN Bandwidth up to 200 Mbps (bidirectional) and WAN Optimization/Boost up to 25 Mbps
- 3 x 10/100/1000 LAN/WAN (1 LAN/2 WAN) as per IEEE 802.3i, 802.3u, 802.3ab, 802.1Q
- Silent, fanless operation
- Centrally define, assign, and enforce policies across the WAN with Aruba WAN Orchestrator



ARUBA EDGECONNECT SD-WAN EC-10104

Aruba EdgeConnect SD-WAN 10104 is a small form factor, thin edge SD-WAN gateway appliance that serves to build an SD-WAN fabric using zero touch provisioning.

- Ideal for small branch and home office environments
- WAN Bandwidth up to 500 Mbps (bidirectional) and WAN Optimization/Boost up to 200 Mbps
- 4 x 10/100/1000 LAN/WAN (2 LAN/2 WAN) as per IEEE 802.3i, 802.3u, 802.3ab, 802.1Q
- Silent, fanless operation
- Centrally define, assign, and enforce policies across the WAN with Aruba WAN Orchestrator



ARUBA EDGECONNECT SD-WAN EC-XS

Aruba EdgeConnect SD-WAN Extra Small (XS) is a very compact form factor thin edge branch gateway appliance that serves to build an SD-WAN fabric using zero touch provisioning.

- Ideal for small branch and remote office environments
- WAN Bandwidth from 2 to 1000 Mbps (bidirectional) and WAN Optimization/Boost up to 250 Mbps
- 4 x 10/100/1000 LAN/WAN (2 LAN/ 2 WAN) as per IEEE 802.3i, 802.3u, 802.3ab, 802.1Q
- Quiet operations
- Centrally define, assign, and enforce policies across the WAN with Aruba WAN Orchestrator



ARUBA EDGECONNECT SD-WAN EC-S-P

Aruba EdgeConnect SD-WAN EC-S-P is a compact form factor thin edge branch gateway appliance that serves to build an SD-WAN fabric using zero touch provisioning.

- Ideal for large branch and remote office environments
- WAN Bandwidth from 10 Mbps to 3 Gbps (bidirectional) and WAN Optimization/Boost up to 500 Mbps
- 8 x RJ45 10/100/1000 Mbps ports plus 4 x 1/10 Gbps SFP+ ports (pluggable),
- and high availability through optional dual redundant power supply and built-in storage redundancy
- Compact size, quiet operations
- Centrally define, assign, and enforce policies across the WAN with Aruba WAN Orchestrator



ARUBA EDGECONNECT SD-WAN EC-M-H

Aruba EdgeConnect SD-WAN EC-M-H is a 1U rack mountable hub gateway platform that serves to build an SD-WAN fabric using zero touch provisioning.

- Ideal for Data Center and large hub environments
- WAN Bandwidth from 50 Mbps to 5 Gbps (bidirectional) and WAN Optimization up to 1 Gbps
- 8 x 1GbE RJ45 ports along with 4 x 1/10Gbps Short Reach (SR) or Long Reach (LR) fiber optical ports
- High availability through power supply and storage redundancy
- Centrally define, assign, and enforce policies across the WAN with Aruba WAN Orchestrator



ARUBA EDGECONNECT SD-WAN EC-L-H

Aruba EdgeConnect SD-WAN EC-L-H is a 1U rack mountable hub gateway platform that serves to build an SD-WAN fabric using zero touch provisioning.


- Ideal for Data Center and large hub environments
- WAN Bandwidth from 2 Gbps to 10 Gbps (bidirectional) and WAN Optimization up to 1 Gbps
- 6 x 1/10Gbps Short Reach (SR) or Long Reach (LR) fiber optical ports
- High availability through power supply and storage redundancy
- Centrally define, assign, and enforce policies across the WAN with Aruba WAN Orchestrator



ARUBA EDGECONNECT SD-WAN EC-XL-H

Aruba EdgeConnect SD-WAN EC-XL-H is a 1U rack mountable hub gateway platform that serves to build an SD-WAN fabric using zero touch provisioning.

- Ideal for Data Center and large hub environments
- WAN Bandwidth from 2 Gbps to 10 Gbps (bidirectional) and WAN Optimization up to 5 Gbps
- Up to six (6) ports supporting 10Gbps SFP+ and/or 25Gbps SFP28 pluggable transceivers
- High availability through power supply and storage redundancy with high performance PCIe based flash network memory for application acceleration
- Centrally define, assign, and enforce policies across the WAN with Aruba WAN Orchestrator



ARUBA EDGECONNECT SD-WAN EC-V

Download and install Aruba EdgeConnect SD-WAN Virtual (EC-V) from anywhere in the world. The software runs on all common hypervisors, including VMware ESXi, Microsoft Hyper-V, Citrix XenServer, and KVM. Aruba customers who have an IaaS presence in AWS, Microsoft Azure, Oracle Cloud Infrastructure or Google Cloud Platform can deploy Aruba EdgeConnect SD-WAN EC-V within their hosted cloud environment.



SWITCHES

From small to large organizations, Aruba's comprehensive switching portfolio includes solutions that are ideal for access, aggregation, core, and the data center. Next-gen Aruba CX (AOS-CX) switching software and portfolio with fixed ports or modular chassis that offer non-blocking speeds from 1GbE to 100GbE. This provides the flexibility to start with a needed port count and scale to full-density switches as you grow – all with the built-in automation and analytics that your business and IT team requires. Features include high resiliency redundant management, fabric, power, and fans and industry-standard high power PoE and HPE Smart Rate multi-gigabit ports.



ARUBA CX 10000 SWITCH SERIES WITH PENSANDO

The Aruba CX 10000 Switch Series with Pensando is a category of switch that combines best-of-breed Aruba data center L2/3 switching with the industry's first hardware-accelerated programmable processor (Pensando® P4). The Aruba CX 10000 delivers stateful software-defined services inline, at scale, with wire-rate performance and orders of magnitude scale and performance improvements over traditional data center L2/3 switches at a fraction of their TCO.

- Improves security posture and limits appliance sprawl
- Extends a Zero Trust Network Architecture deeper into the data center
- Isolation and multitenancy delivered at the application, VM and/or container level
- Optimized network bandwidth and performance
- Overcome centralized networking service layer chokepoints, reduced downtime
- Simplified operations via unified network and security automation and policy management



ARUBA CX 9300 SWITCH SERIES

A next-generation 25.6 Tbps, 1U fixed configuration switch supporting 32 ports of 100/200/400 GbE, the Aruba CX 9300 switch is an ideal solution for flexible, cost-effective, high-density 400 GbE server, storage, and intra-fabric connectivity. Protect current infrastructure investment while expanding server farms from 10 GbE and 10/25 GbE to 100/400 GbE EVPN-VXLAN leaf and/or spine configurations running at reduced power with a smaller footprint.

The Aruba CX 9300 supports large data center PODS of up to 6000x 25 GbE servers or up to 2000x 100 GbE servers. This is an 8x jump in scaling/density over current Aruba CX 8325-32C, which scales to 700x 25 GbE servers.

When deployed as a spine, the Aruba CX 9300 flexibly connects to a range of leaf switches including the Aruba CX 8325, Aruba CX 8360, or Aruba CX 10000 switch series.

With Aruba's most recent AOS-CX release, the CX 9300-32D and CX 8325 switches provide an ideal solution for data center, cloud, and storage use cases that support top-of-rack server/storage connectivity and scale-out leaf-spine fabric topologies. These innovative AOS-CX enhancements provide storage optimization to ensure low-latency and "lossless" network quality of service (QoS) and connectivity characteristics that storage requires.



ARUBA CX 8400 SWITCH SERIES

Carrier-class 8 slot chassis based on a fully resilient design creates a highly available network for today's most demanding campus core and data center networks. Fully programmable AOS-CX software delivers automation with built-in monitoring and analytics to improve visibility and troubleshooting.

- High performance 19.2 terabits per second switching (1.2Tbps/slot) capacity
- Aruba Virtual Switching Extension (VSX) for high availability, redundant management, power, and fabric
- Built-in REST APIs and Python scripts for complete automation and programmability
- Intelligent monitoring, visibility and remediation with Aruba Network Analytics Engine
- Manage via single pane of glass with Aruba Central across wired, wireless, and WAN
- One touch deployment with the Aruba CX Mobile App
- Aruba NetEdit support for automated configuration and verification
- Advanced Layer 2/3 feature set includes BGP, EVPN, OSPF, VRF-Lite, and IPv6
- High density, line rate 10GbE/25GbE/40GbE/100GbE connectivity



ARUBA CX 8360 SWITCH SERIES

The Aruba CX 8360 Switch Series offers a flexible and innovative approach to addressing the application, security, and scalability demands of the mobile, cloud, and IoT era. These switches serve the needs of the next-generation core and aggregation layer of campuses, as well as virtual and highly dynamic data center environments.

- High-performance 2.4Tbps and 1,145 Mpps
- Intelligent monitoring and visibility with Aruba Network Analytics Engine
- High availability with industry-leading VSX redundancy, and redundant power supplies and fans Designed for core/aggregation in the campus or Top of Rack or End of Row in data center environments
- MACsec secured connectivity over untrusted domains
- AOS-CX automation and programmability using built-in REST APIs and Python scripts
- Advanced Layer 2/3 feature set includes BGP, OSPF, VRF, and IPv6
- Compact 1U switch with 1/10/25GbE and 40/100GbE connectivity
- Manage via single pane of glass with Aruba Central across wired, wireless, and WAN



ARUBA CX 8325 SWITCH SERIES

Modern family of stackable switches designed for high scalability in aggregation, core, top of rack (ToR) and end of rack (EoR) deployments. Compact 1U switches provide wire speed 10/25/40/100 GbE connectivity with options for front-to-back or back-to-front cooling.

- High performance 6.4Tbps with 2,000 Mpps
- High availability with industry-leading VSX redundancy, and redundant power supplies and fans
- Built-in REST APIs and Python scripts for complete automation and programmability
- Advanced Layer 2/3 feature set includes BGP, OSPF, VRF-Lite, and IPv6
- Dynamic VXLAN with BGP-EVPN for deep segmentation in data center and campus networks
- Intelligent monitoring, visibility, and remediation with Aruba Network Analytics Engine
- Manage via single pane of glass with Aruba Central across wired, wireless, and WAN
- One touch deployment with the Aruba CX Mobile App
- Aruba NetEdit support for automated configuration and verification



ARUBA CX 8320 SWITCH SERIES

High performance Layer 3 campus core and aggregation switches with modern, fully programmable AOS-CX and 2.5 Tbps of switching capacity. The 8320 also serves as a top of rack (ToR) switch for data centers needing 10GbE connectivity to servers and 40GbE to the spine.

- High performance 2.5Tbps with 1,905MPPS
- High availability with Aruba Virtual Switching Extension (VSX), and redundant, hot-swappable power supplies and fans
- Built-in REST APIs and Python scripts for complete automation and programmability
- Intelligent monitoring, visibility, and remediation with Aruba Network Analytics Engine
- Manage via single pane of glass with Aruba Central across wired, wireless, and WAN
- One touch deployment with the Aruba CX Mobile App
- Aruba NetEdit support for automated configuration and verification
- Advanced Layer 2/3 feature set includes BGP, OSPF, VRF, and IPv6
- Compact 1U switches with 1/10GbE (SFP/SFP+ and 10GBASE-T) and 40GbE connectivity



ARUBA CX 8100 SWITCH SERIES

The Aruba CX 8100 switch serve the needs of the next-generation core and aggregation layer of campuses, as well as virtual and highly dynamic top of rack (ToR) data centers, offering a flexible and innovative approach to addressing the application, security, and scalability demands of the mobile, cloud, and IoT. Aruba CX 8100 switches are based on AOS-CX, a modern software system that automates and simplifies critical and complex network tasks, delivers enhanced fault tolerance and facilitates zero-service disruption during planned or unplanned control-plane events. Its microservices style modular architecture, REST APIs, Python scripting capabilities and the Aruba Network Analytics Engine.

The CX 8100 series includes industry-leading line rate ports with 1/10GbE (SFP/SFP+) and 40/100GbE (QSFP+/QSFP28) connectivity in a compact 1U form factor. 4x10Gbps and 4x25Gbps break out from 40/100G ports offer advanced flexibility in connectivity and aggregation. These switches deliver a fantastic investment for customers requiring 1GbE/10GbE with a mix of fiber and copper ports.

- High-performance 1/10 GbE connectivity supporting a wide variety of campus and data center use cases
- Ideal for smaller scale requirements requiring lower cost 1/10GbE connectivity (fiber or copper)
- High-performance switching capacity with redundant, hot swappable power supplies and reversible fans.
- Familiar network operations spanning campus and data center with consistent cloud and/or on-premises management (including CLI, GUI and Rest/API options).
- Real-time, network-wide visibility with analytics in every switch. Troubleshoot and fix problems faster.



ARUBA CX 6400 SWITCH SERIES

Family of high availability modular switches ideal for use from access to core and into the data center. Versatile 5 and 10 slot chassis support speeds of up to 100GbE, high power PoE, and multi-gigabit Ethernet.

- Powerful, modular Layer 3 switches with BGP, MPLS, EVPN, VXLAN, VRF, and OSPF with robust security and QoS
- High performance switching with up to 28 Tbps with 11.4 Bpps
- High availability with industry-leading VSX redundancy and redundant power supplies and fans
- Full density HPE Smart Rate (1/2.5/5GbE) multigigabit, 60W PoE and SFP+ modules
- High speed, non-blocking 1GbE, 10GbE, 25GbE, 40GbE, and 100GbE ports¹
- Intelligent monitoring, visibility, and remediation with Aruba Network Analytics Engine
- Manage via single pane of glass with Aruba Central across wired, wireless, and WAN
- Aruba NetEdit support for automated configuration and verification
- Aruba Dynamic Segmentation enables secure and simple access for users and IoT devices



ARUBA CX 6300 SWITCH SERIES

Modern, flexible and intelligent family of stackable switches ideal for enterprise access, aggregation and core deployments. This series has built-in high-speed uplinks and include models with 24 SFP+ ports and 90W PoE with multi-gigabit Ethernet for a high-performance network.

- Stackable Layer 3 switches with BGP, EVPN, VXLAN, VRF, and OSPF with robust security and QoS
- High performance 880 Gbps system switching capacity, 660 MPPS of system throughput and up to 200 Gbps stacking bandwidth
- Compact 1U switches with full density HPE Smart Rate (1G/2.5G/5G/10GbE) multi-gigabit, up to 90W PoE (Class 8) and 10G LRM SFP+ available on select models
- Power-to-port switch bundle with back-to-front airflow ideal for data center 1GbE ToR and OOBM deployments
- Built-in high speed 1/10/25/50GbE uplinks¹
- Intelligent monitoring, visibility, and remediation with Aruba Network Analytics Engine
- Manage via single pane of glass with Aruba Central across wired, wireless, and WAN
- Aruba NetEdit support for automated configuration and verification
- Aruba Dynamic Segmentation enables secure and simple access for users and IoT

Note: 50GbE connectivity with 50GbE DACs



ARUBA CX 6200 SWITCH SERIES

Family of stackable access switches ideal for enterprise branch offices, campuses, and SMB networks. Switch series have built-in uplinks, models with PoE and introduce industry leading monitoring and troubleshooting capabilities to the access layer.

- Enterprise-class connectivity with support for ACLs, robust QoS and common protocols such as static and Access OSPF routing
- Scalability with 8-member switch VSF stacking for up to 384 downlink ports
- Versatile 1G/10G uplinks with LRM and MACsec 256 support on modular switches
- Convenient built-in 1G/10G uplinks on fixed power switches and additional cost-efficient 1G uplink switch models
- Industry standard Power over Ethernet with up to 30W PoE (Class 4) per port on fixed power switches and up to 60W PoE (Class 6) per port on modular power switches
- Intelligent monitoring, visibility, and troubleshooting with Aruba Network Analytics Engine
- Manage via single pane of glass with Aruba Central across wired, wireless, and WAN
- Simple, one touch deployment with the Aruba CX Mobile App
- Automated configuration and verification with Aruba NetEdit
- Secure and simple access for users and IoT with Aruba Dynamic Segmentation



ARUBA CX 6100 SWITCH SERIES

Family of entry level access switches ideal for branch offices, mid-market enterprise, and SMB networks. This series is ready for simple deployment with plenty of PoE for IoT, fast 10GbE uplinks and robust security features like ACLs and static routing to help protect your network. Easy-to-use configuration tools enable error-free installs with choice of management to best fit network requirements.

- Enterprise-class Layer 2 connectivity with support for ACLs, robust QoS and static routing
- Convenient built-in 1/10GbE uplinks and up to 740W of Class 4 PoE for support of IoT devices
- Compact and fanless 12 port model for quiet deployment
- Management flexibility with support for Aruba Central, easy-to-use Web GUI, CLI, and Aruba NetEdit
- Simple deployment with Zero Touch Provisioning
- Software defined ready with REST APIs
- Simplify adds, moves and changes with colorless ports



ARUBA CX 6000 SWITCH SERIES

Entry level Layer 2 access switches ideal for branch offices, midsize businesses, and small enterprises. Optimized for reliable, simple and secure access, this series is ready for quick deployment with plenty of PoE, speed, and robust security features to safely connect and power your access points, client devices, and IoT.

- Enterprise-class Layer 2 connectivity with support for ACLs, robust QoS and static routing
- Convenient built-in 1GbE uplinks and up to 740W of Class 4 PoE for support of IoT devices
- Compact and fanless 12 port model for quiet deployment
- Management flexibility with support for Aruba Central1, easy-to-use Web GUI, CLI, and Aruba NetEdit
- Simple deployment with Zero Touch Provisioning
- Software defined ready with REST APIs
- Simplify adds, moves and changes with colorless port



ARUBA 5400R ZL2 SWITCH SERIES

Scalable, versatile, and modular advanced Layer 3 access and aggregation switching solution with powerful 2 Tbps backplane and low 2.1 us latency.


- Advanced 3 feature set includes OSPF, IPv6/IPv4 routing, BGP, Tunnel Node, robust QoS policy-based routing and VSF stacking with no software licensing required
- 6 and 12 slot compact chassis
- Scalable line rate 40GbE for wireless traffic aggregation
- Redundant management and power
- Supports up to 96 10 GbE ports, 96 HPE Smart Rate multi-gig ports, or 288 1 GbE ports
- High density PoE+ (288 ports full PoE+) capable



ARUBA 3810 SWITCH SERIES

Advanced Layer 3 access and aggregation 1U switching solution with backplane stacking, low latency and resiliency.

- Advanced L3 with OSPF, BGP, MACsec, VRRP, Tunnel Node with no software licensing required
- 24 or 48 gigabit ports, Smart Rate multi-gig model and 16 port SFP+ model
- 10 chassis backplane stacking
- Modular 10 GbE SFP+, HPE Smart Rate multi-gig ports and 40GbE QSFP+ uplinks
- Up to 1440 W PoE+ for powering APs, cameras and IoT devices



ARUBA 2930M SWITCH SERIES

High performance and scalable Layer 3 access switching solution with redundant and modular power, modular uplinks and modular stacking.

- Layer 3 switch series with static, RIP and Access OSPF routing, Tunnel Node, ACLs, sFlow, IPv6 with no software licensing required
- 24 and 48 port Gigabit models and Smart Rate multi-gig Ethernet models with 8 or 24 built-in ports
- Scalable and resilient with 10 chassis backplane stacking
- Modular 10 GbE SFP+, HPE Smart Rate multi-gig ports and 40 GbE QSFP+ uplinks
- Up to 1440 W PoE+ for powering APs, cameras and IoT devices
- Two models support 802.3bt PoE



Aruba 2930F Switch Series

High performance and cost-effective Layer 3 access fixed port switching solution with stacking for increased performance and redundancy.

- Layer 3 switch series with static, RIP and Access OSPF routing, Tunnel Node, ACLs, sFlow, IPv6 with no software licensing required
- 8, 12, 24, and 48 port Gigabit ports
- 8 chassis stacking with Virtual Switching Framework (VSF)
- Built-in 1 GbE or 10 GbE uplinks
- Up to 740 W PoE+ for powering APs, cameras and IoT devices

RUGGEDIZED SWITCHES



ARUBA CX 4100i SWITCH SERIES

Ruggedized Ethernet switch family ideal for connecting IoT, access points, and user devices in harsh environments. Fully manageable 12-port DIN Rail and 24-port 1U switches provide high performance and secure Ethernet wired connectivity to extend enterprise networks beyond carpeted areas to challenging outdoor and industrial spaces.

- Ruggedized enterprise-class Ethernet Layer 2 connectivity with support for ACLs, robust QoS and static routing
- Operational in extended temperatures from -40°C to +70°C using Aruba's industrial transceivers
- Versatile form factors deliver both 30W and 60W PoE to optimize IoT power
- Built-in high-speed 1/10GbE uplinks
- Robust protection for sub-station applications and high tolerances for railway rolling stock, signaling and telecommunications
- Secure and simple access for IoT and users with Aruba Dynamic Segmentation
- Management flexibility with support for Aruba Central, easy-to-use Web GUI, CLI, and Aruba NetEdit



OPERATIONS AND MANAGEMENT



ARUBA CENTRAL: CLOUD AND ON-PREMISES OPTIONS

A modern microservices solution for intuitive, secure, and cost-effective multi-site management and operations of Aruba ESP infrastructure and software, which includes wired, wireless and SD-WAN components. Includes AIOps visibility, user and application optimization, SD-WAN orchestration, as well as options for managed guest access, presence and connectivity analytics.

Available per 1, 3, 5, 7 or 10-year subscriptions; licensed per managed network device.



ARUBA USER EXPERIENCE INSIGHT (UXI)

AIOps powered Aruba UXI provides precise insights into user experience and application performance by continuously monitoring and testing the network from a client perspective. The absolute network visibility provided by Aruba UXI helps businesses reduce their help-desk load, enable faster troubleshooting, increase targeted fixes, and help provide a better end-user experience. With sensors deployed on-site and a highly intuitive cloud-hosted dashboard, UXI works as your remote technician, helping you to proactively identify priority issues and fix them rapidly.

UXI dashboard is available on 1, 3, or 5-year subscriptions.



ARUBA AIRWAVE: ON-PREMISES

A traditional multivendor network operations system for enterprise-grade wired and wireless infrastructure management and monitoring. Includes granular app, RF, and connectivity analytics with insight that allows for streamlined and centrally managed troubleshooting and controls.

Available in hardware or virtual appliances; licensed per managed network device.



ARUBA FABRIC COMPOSER

Aruba Fabric Composer is an intelligent, API-driven, software-defined orchestration solution that simplifies and accelerates leaf-spine network provisioning and day-to-day operations across rack-scale compute and storage infrastructure. Some of its key features include:

- Data Center Ecosystem Integration
- Powerful End-to-End Visualization of Virtual and Physical Components
- Event-based Workflow Automation
- Workload Visibility
- Workload Optimization
- Global Network Control



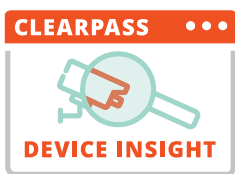
ENTERPRISE-CLASS SECURITY SOLUTIONS



ARUBA ZERO TRUST SECURITY

An integrated security framework for networking and security teams that provides visibility and network control, for the devices and users that connect from anywhere. Aruba combines security components across the campus, branch and cloud-connected network infrastructure for added security, advanced threat detection and response, and secure network access control. Protects millions of users and IoT devices, and the vast amounts of distributed data generated today.

NETWORK ACCESS CONTROL (NAC)



CLEARPASS DEVICE INSIGHT

A modern cloud solution that addresses the most stringent visibility requirements for today's diverse network environments. Broadly and accurately profiles all wireless and wired connected devices – providing contextual information from traditional IT managed devices to previously undetected IoT devices such as cameras, medical equipment and other hard to detect endpoints. Contextual information may include device type, vendor, hardware version, and behavior, including applications and resources accessed. Classify unknown devices and provide classification recommendations with ClearPass Device Insight.

Subscription license options

- 1, 3 and 5-year subscriptions
- 100, 500, 1K, 2.5K, 5K, 10K, 25K, 50K, and 100K increments



ARUBA CLEARPASS POLICY MANAGER

Provides role and device-based network access control for employees, contractors and guests across any multivendor wired, wireless and VPN infrastructure. With a built-in context-based policy engine, RADIUS, TACACS+, Non-RADIUS enforcement options, device profiling, posture assessment, onboarding, and guest access options, ClearPass is unrivaled as a foundation for network security in organizations of any size.

ClearPass Policy Manager is available as virtual and hardware appliances and can be deployed in a cluster to increase scalability and redundancy.

Hardware Appliance options

- Aruba ClearPass C1000 S-1200 R4 HW-Based Appliance
- Aruba ClearPass C2010 DL20 Gen10 HW-Based Appliance
- Aruba ClearPass C3010 DL360 Gen10 HW-Based Appliance

Virtual Appliance options

- Aruba ClearPass Cx000V VM-Based Appliance

Perpetual license options (per concurrent endpoints)

- Access for Aruba ClearPass Policy Manager: 100, 500, 1K, 2.5K, 5K, 10K increments

Subscription licenses options (per concurrent endpoints)

- 1/3/5 Year Access for Aruba ClearPass Policy Manager: 100, 500, 1K, 2.5K, 5K, 10K increments



CLEARPASS GUEST

A Policy Manager feature that allows IT to automate guest access for users - visitors, contractors and employees - to securely connect to the Internet on personally owned Wi-Fi or Ethernet enabled devices. Context can be used to permit specific device types, days of use, hours, bandwidth used and more.

Guest use is included in the base Policy Manager Access Licensing. You do have to ensure that you have adequate Policy Manager capacity to connect guests and IT-managed internal devices.



CLEARPASS ONBOARD

A Policy Manager module that provides automated provisioning of any Windows, macOS, iOS, Android, Chromebook, and Ubuntu devices via a user driven self-guided portal. Network details, security settings and unique device identity certificates are automatically configured on authorized devices. Cloud identity services like Microsoft Azure Active Directory and Google G Suite can also be used as identity providers with Onboard for secure certificate enrollment.

Perpetual license options (per user)

- Onboard for Aruba ClearPass Policy Manager: 100, 500, 1K, 2.5K, 5K, 10K increments

Subscription licenses options (per user)

- 1/3/5-Year: 100, 500, 1K, 2.5K, 5K, 10K increments



CLEARPASS ONGUARD

A Policy Manager module that leverages persistent and dissolvable agents to perform advanced endpoint posture assessments over wireless, wired and VPN connections. OnGuard's health-check capabilities ensure compliance and network safeguards before devices connect. The persistent agent also provides additional security by continually monitoring the endpoint for compliance violations.

Perpetual license options (per installed endpoint)

- OnGuard for Aruba ClearPass Policy Manager: 100, 500, 1K, 2.5K, 5K, 10K increments

Subscription licenses options (per installed endpoint)

- 1 or 3-Year: 100, 500, 1K, 2.5K, 5K, 10K increments

SOFTWARE VPN CLIENT



ARUBA VIRTUAL INTRANET ACCESS (VIA)

Aruba VIA offers secure IPSec VPN connectivity to on-premises hosted services for end-users working from home or connecting from public or private WLANs. The VPN client is available for Android, iOS, Linux, MacOS and Windows platforms. Aruba VIA meets all security requirements for both unclassified and classified networks up to Top Secret in compliance with the CSfC program.

Available as an ArubaOS per-concurrent-session license



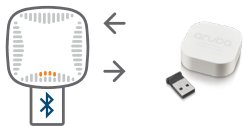
LOCATION SERVICES

Aruba's Location Services portfolio enables organizations such as enterprises, retailers, hotels, casinos, airports, stadiums, and hospitals to use location to engage with customers and employees in new and creative ways. Use cases include indoor way-finding, proximity-based notifications, asset tracking, location sharing and more. Engagement via mobile apps helps improve user interaction and experiences, while streamlining processes. Organizations can easily leverage built-in Bluetooth technology in Aruba AP's to create a location services ready network.



ARUBA MERIDIAN LOCATION SERVICES PLATFORM

Meridian is a cloud-based software platform that allows organizations to manage mobile engagement and asset tracking services, and create or improve location-aware mobile apps. The platform includes a comprehensive location mapping engine, proximity-based campaigns editor, and apps specific visibility and reporting functions.



ARUBA BEACONS

Beacons use Bluetooth technology to enable a "blue dot" wayfinding experience with turn-by-turn directions or to enable proximity-aware campaigns and push notifications. Both standalone beacons and those in Aruba AP's can be used in conjunction with the Meridian platform.



ARUBA TAGS

Aruba Tags are small, Bluetooth-based devices that are attached to valued assets for tracking and location purposes. When used with the Aruba Meridian platform, Aruba Tags enable businesses to easily find physical assets within indoor and outdoor locations that are utilizing Bluetooth-enabled Aruba Wireless APs.



SMALL BUSINESS SOLUTIONS

The Aruba Instant On family of products is intended to satisfy the needs of businesses that range from 1 to 99 employees or users. The portfolio includes indoor/outdoor Wi-Fi access points (APs) and switches designed to deliver secure, high-speed connectivity with hassle-free set-up and management, all with the quality, performance and exceptional support that customers expect from Aruba.

Aruba Instant On products are sold exclusively through Aruba partners.

Access Points come with 2-year warranty and switches come with limited lifetime warranty that includes 24x7 phone support for the first 90 days and chat support for the entire warranty period.

ACCESS POINTS



ARUBA INSTANT ON AP11

A great access point for the small retail shop or home office where email and light surfing are your primary activities.

- Wi-Fi 5, 2x2 ceiling or wall mount access point
- Aruba Instant On operating system and cloud/mobile app management
- Gigabit Ethernet with PoE support
- Max data rate: 1167 Mbps for 25 users. 50 devices.
- WPA2/WPA3, URL/website blocking, built-in firewall, app categorization



ARUBA INSTANT ON AP11D

Perfect for the desktop or shelf in a small store where built-in Ethernet ports meet needed convenience and space requirements.

- Wi-Fi 5, 2x2 desktop or wall mount access point
- Aruba Instant On operating system and cloud/mobile app management
- Smart Wi-Fi Mesh support
- 4 - Gigabit Ethernet ports with PoE support
- Max data rate: 1167 Mbps for 25 users. 50 devices.
- WPA2/WPA3, URL/website blocking, built-in firewall, app categorization



ARUBA INSTANT ON AP12

An access point designed for moderate to small boutique hotels, the busy café or where you're seeing a steady stream of guests and video apps. A step in the right direction for faster Wi-Fi mesh performance.

- Wi-Fi 5, 3x3 ceiling or wall mount access point
- Aruba Instant On operating system and cloud/mobile app management
- Smart Wi-Fi Mesh support
- Gigabit Ethernet ports with PoE support
- Max data rate: 1600 Mbps for 50 users. 75 devices.
- WPA2/WPA3, URL/website blocking, built-in firewall, app categorization



ARUBA INSTANT ON AP15

The Wi-Fi answer for locations where heavy unified communications and high-performance streaming is needed. Also, the fastest mesh performance possible.

- Wi-Fi 5, 4x4 ceiling or wall mount access point
- Aruba Instant On operating system and cloud/mobile app management
- Smart Wi-Fi Mesh support
- Gigabit Ethernet ports with PoE support
- Max data rate: 2033 Mbps for 75 users. 100 devices.
- WPA2/WPA3, URL/website blocking, built-in firewall, app categorization



ARUBA INSTANT ON AP17

The access point for the small patio, pool area or receiving dock that lets your users enjoy the outdoors.

- Wi-Fi 5, 2x2 outdoor access point
- Aruba Instant On operating system and cloud/mobile app management
- Gigabit Ethernet with PoE support
- Max data rate: 1167 Mbps for 25 users. 50 devices.
- WPA2/WPA3, URL/website blocking, built-in firewall, app categorization



ARUBA INSTANT ON AP22

The access point for reimagined offices, schools, and retail/hospitality.

- First Wi-Fi Certified 6™ (Wi-Fi 6) Aruba Instant On access point
- Fast 802.11ax, 2X2:2
- Smart Mesh Wi-Fi support
- 802.11ax feature-set: OFDMA, TWT, 1024-QAM, BSS Coloring
- Built-in Wi-Fi security gateway/firewall functionality
- Integrated Bluetooth
- Easy-to-use web and mobile app for setup and management
- Application classification, control and visibility



ARUBA INSTANT ON AP25

Ultra-high-speed performance access point delivers superior performance, high-density coverage, and speed. Perfect for gaming, boutique hotels, tech start-ups and professional offices.

- Wi-Fi Certified 6™ (Wi-Fi 6) Aruba Instant On access point
- Ultra-fast 802.11ax, 4X4:4
- 2.5 Gigabit Ethernet uplink port and wide 160MHz client bandwidth support
- MU-MIMO performance
- Smart Mesh Wi-Fi support
- 802.11ax feature-set: OFDMA, TWT, 1024-QAM, BSS Coloring
- Built-in security gateway/firewall functionality
- Integrated Bluetooth
- Easy-to-use web and mobile app for setup and management
- Application classification, control and visibility



SWITCHES



ARUBA INSTANT ON 1960 SERIES

Advanced, smart managed, fixed configuration gigabit stackable switches designed for small and growing businesses that are easy to deploy and affordable. This series comes in 5 skus, 24 and 48 port PoE and non-PoE models, and a 12 port 10 gigabit aggregation switch.

- Plug and play switches designed to work with Instant On APs and management solutions
- PoE models support Class 4 PoE and Class 6 PoE
- 24 and 48 port models include two 10GBase-T and two 10G SFP+ ports
- Quickly stack up to four 1960 switches using Instant On mobile app.
- Managed via Instant On cloud-management (mobile app and/or web portal) or local web GUI
- Includes IEEE 802.1X, VLAN support and other common industry standards



ARUBA INSTANT ON 1930 SERIES

Seven models of Layer 2+, cloud-managed switches ideal for businesses with limited IT staff. The series comes with the flexibility to choose from 8, 24, or 48 models, with and without PoE.

- Plug and play switches designed to work with Instant On APs and management solutions
- Supports Class 4 PoE for models that support PoE
- 24 and 48 port models include four SFP/SFP+ transceiver slots that support 1 Gbps or 10 Gbps
- Managed via Instant On cloud-management (mobile app and/or web portal) or local web GUI
- Includes IEEE 802.1X, VLAN support and other common industry standards



ARUBA INSTANT ON 1830 SERIES

Affordable, easy to deploy, smart-managed switch series for cost-conscious small businesses. This series includes six switches with choice of 8, 24, or 48 port Gigabit models, with or without PoE.

- Plug and play Layer 2 switches designed to work with Instant On APs and management solutions
- Partial PoE port support for cost-sensitive deployment
- Fanless models and 8 port PD-powered model for quiet and space constrained areas
- Manage via Instant On cloud-management (mobile app and/or web portal) or local web GUI



ARUBA INSTANT ON 1430 SERIES

Easy-to-use unmanaged Gigabit Ethernet switches ideal for small businesses and home offices looking for simple, reliable connectivity that's configuration-free. This series includes seven switches ready to deploy in 5-, 8-, 16-, 24-, and 26-port models.

- No configuration or management needed
- Plug-and-play with fully automated functions and zero ongoing maintenance
- Supports up to 124W of Class 4 PoE for models that support PoE
- Fan-less with Energy Efficient Ethernet for low power consumption
- Class B certified for home office networks (5 and 8 port models)



NETWORK-AS-A-SERVICE (NAAS)

Network-as-a-Service (NaaS) is a new approach to consuming enterprise network infrastructure designed to fuel innovation at every step while lowering risk, accelerating ROI, and enabling customers to achieve desired business outcomes with financial flexibility.

HPE GreenLake for Aruba is a comprehensive NaaS offering that allows customers to consume Aruba's Edge Services Platform (ESP) in a cloud-like manner, through a single monthly subscription payment and with options for flexible consumption.

HPE GreenLake for Aruba consists of the following:

- All required hardware, software, and support services (e.g. Aruba Foundation Care Support) combined in a single, all-inclusive monthly subscription with no upfront capital investments required. Unlike a traditional lease, customers can easily "flex" their subscription payments up or down as their needs change.
- Customer Experience Management (CEM), which accelerates customer ROI by providing insights into consumption of the network through the Aruba Service Manager (ASM), Aruba's service management portal, and a designated Customer Success Manager (CSM) who acts as the customer's single point-of-contact for their Aruba NaaS engagement.
- Intelligent Operations, which is an optional service that enables customers to offload network monitoring, administration, and operations to Aruba's 24x7 Network Operating Center (NOC). This service mitigates reactive processes that can negatively affect network performance, providing a proactive service that ensures the Aruba technology is operating optimally.

Aruba's entire portfolio is available as-a-service with HPE GreenLake for Aruba. However, Aruba has created standardized HPE GreenLake for Aruba offerings, or "service packs" designed around the following popular networking use cases. Each service pack includes all required Aruba hardware, software, and support services components as well as access to the Aruba Central cloud management platform¹ and Customer Experience Management, all delivered via monthly subscription and with options for flexible consumption. Leveraging the vast financial resources of Hewlett Packard Enterprise (HPE) and geographic reach of Aruba's channel partner network, HPE GreenLake Aruba solutions can be delivered where and how customers need it

Use Case	Description
Wireless	<p>HPE GreenLake for Aruba Wireless as-a-service offerings are designed to enable key wireless use cases including hybrid work/learning, connected retail, IoT and "hyper-aware" facilities, 5G handover/extension and more. Deliver secure, reliable wireless connectivity in-store, at the office, or in the classroom; exceed customer and fan expectations at outdoor locations and venues; provide an in-office experience to employees working from home. All with the greater agility and flexibility that comes with as-a-service consumption.</p> <p>Wireless-as-a-service packs: Indoor Wireless, Outdoor Wireless, Remote Wireless, User Experience Insight (UXI)</p>
Wired	<p>HPE GreenLake for Aruba Wired as-a-service offerings deliver the performance, scalability, and automation needed to support IoT, mobile, and cloud applications in the campus wired network. Spanning access, aggregation, and core use cases, HPE GreenLake for Aruba Wired as-a-service offerings will enable you to provide a best-in-class user and operator experience while avoiding large, up-front capital expenditures.</p> <p>Wired-as-a-service packs: Wired Core, Wired Aggregation, Wired Access as-a-service, User Experience Insight (UXI)</p>
SD-Branch	<p>HPE GreenLake for Aruba SD-Branch as-a-service enables distributed organizations to drastically reduce deployment times and operational complexity while providing a consistent and secure user experience at each branch, regardless of their size. HPE GreenLake for Aruba SD-Branch as-a-service combines wireless, wired, WAN, and security technologies into one platform with unified management, enabling you to maximize performance and security and minimize costs at branch locations in a single monthly subscription payment.</p> <p>SD-Branch as-a-service packs: SD-Branch Small / Medium / Large, User Experience Insight (UXI)</p>

¹ Access to Aruba Central is not part of the User Experience Insight (UXI) as-a-service pack.



a Hewlett Packard
Enterprise company

© Copyright 2023 Hewlett Packard Enterprise Development LP. The information contained herein is subject to change without notice. The only warranties for Hewlett Packard Enterprise products and services are set forth in the express warranty statements accompanying such products and services. Nothing herein should be construed as constituting an additional warranty. Hewlett Packard Enterprise shall not be liable for technical or editorial errors or omissions contained herein.

BR_ArubaProductsandSolutions_SK_072623 a00041557ENW

Contact us at www.arubanetworks.com/contact